

**lsi**  
**Outdoor Lighting**



## ***THE CITATION<sup>®</sup> SERIES***

*Excellent Lighting Control.  
Exceptional Value.*



## THE CITATION SERIES – FOR MAXIMUM OPERATIONAL VALUE

One of the best just got better.

Featuring the ultimate in high performance and efficient construction, the Citation Series has been improved to offer a wider variety of enhanced optical choices. Depending on your requirements, you can choose from three sizes, in addition to wattages ranging from 100 to 1000.

For new construction or upgrades to existing sites, the Citation Series offers you an extensive selection of energy-saving features designed to help improve the safety, security and overall image of any outdoor lighting area.

### THE CITATION II

The Citation II features a 400-Watt reduced envelope, Vertical or Horizontal Burn lamp option in the small Citation housing. With the Citation II, you can enjoy one of the outdoor lighting industry's finest operational values.

The Citation II is loaded with cost-saving features, including flat or sag glass lenses, Pulse-Start Metal Halide lamps, optional tool-less entry/ground re-lamping (ground re-lamping on Citation II Vertical Burn only), plus more.



## A WIDE VARIETY OF OPTICAL CHOICES



Flat-lensed fixtures meet IESNA full cutoff classification.



CITATION LARGE  
HORIZONTAL BURN



CITATION MEDIUM  
HORIZONTAL BURN

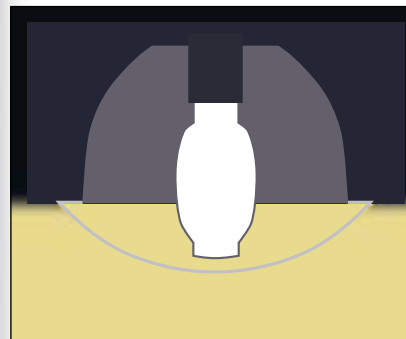


CITATION II  
VERTICAL BURN



CITATION II  
HORIZONTAL BURN

### HIGH-PERFORMANCE VERTICAL BURN OR HORIZONTAL BURN



#### Vertical Burn

Utilizing a sag lens, Vertical Burn fixtures control light output and distribute light more evenly over a larger area.

High-performance, multi-faceted reflectors surround the vertically oriented lamp to deliver brilliant light and provide maximum lighting distribution and uniformity. This creates better "see-ability" and efficiency using fewer fixtures, thus lowering your total cost of ownership.

- Greater lighting effectiveness and efficiency with fewer fixtures
- Lower energy costs
- Lower installation costs
- Lower total cost of ownership



#### Horizontal Burn

When your lighting requirements include sharp cutoff luminaires with a high degree of light control, specify Horizontal Burn.

Utilizing a flat lens, horizontal lamp orientation and high-performance, multi-faceted reflectors, Horizontal Burn fixtures allow you to place more direct emphasis on ground elements without sacrificing uniformity.

- Powerful, sharp cutoff illumination – meets IESNA full cutoff classification
- Excellent for areas with strict zoning requirements

## HOUSING

One-piece aluminum housing is available in small, medium and large sizes. Welded and finished corners provide a clean, sharp appearance, increased housing strength and weather-tight construction.

## LENS/GASKET

Clear, flat tempered glass lens or sag tempered glass lens is sealed to the housing with an EPDM gasket to prevent entry of moisture and insects.

## LIGHT SOURCES

Designed to operate with either a Pulse-Start Metal Halide; Super Metal Halide; Super Metal Halide Reduced Envelope; Metal Halide; Metal Halide Reduced Envelope or High Pressure Sodium lamp with mogul-base sockets. A clear lamp is supplied as standard.



FIXTURE SHOWN:  
CT2V CITATION II

## SOCKETS

Porcelain, mogul-base sockets feature spring-reinforced contacts for long life.

## EASY ACCESS

Standard doors feature two captive, stainless steel door fasteners, which provide secure closure and easy access. Optional, on Citation II fixtures, is a new spring-loaded quarter-turn fastener which allows for "tool-less entry" by hand, or "ground re-lamping" with a special re-lamping tool. Ground re-lamping is only possible on Vertical Burn Citation II fixtures.

## BALLAST

High-power factor type ballast is designed for -20° F operation. Ballast is mounted to the housing reinforcing plate.

## BRACKETS

Aluminum bolt-on bracket is shipped standard (2 1/2" x 6" x 6" on small models, 2 1/2" x 6" x 8" on medium models, 2 1/2" x 6" x 12" on large models). Optional 6" bracket is available for single and D180° configurations.

## INTERNAL FITTERS

Upgrading to the Citation Series is easy and cost-efficient with one of LSI's patented Internal Fitters (U.S. Patent No. 5,599,094). For existing 4" or 5" square poles, insert an Internal Fitter in the pole, and turn to tighten.



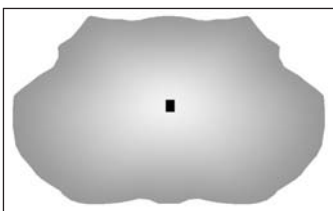
## REFLECTOR OPTIONS

The Citation Series offers a wide variety of reflector choices to meet your needs, including these high-performance options:

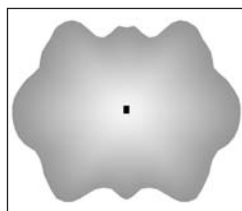
**Note:** Various reflector models are protected by U.S. Patent 6,464,378.

### CITATION II (CT2H) HORIZONTAL LAMP/FLAT LENS OPTIONS

TYPE 3

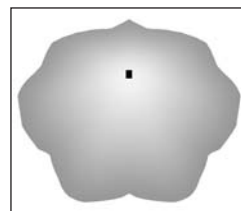


TYPE 5




### CITATION II (CT2V) VERTICAL LAMP/SAG LENS OPTIONS


FORWARD THROW



TYPE 5



### CITATION MEDIUM (CTM) TYPE 5



Please visit our web site at [www.lsi-industries.com](http://www.lsi-industries.com) for detailed photometric data.

## Optional Ground Re-Lamping

A ground re-lamping option is available for Vertical Burn Citation II fixtures with lower pole heights. A special ground re-lamping tool opens and closes the unit, in addition to removing and replacing the lamp, making re-lamping remarkably easy.

- No bucket truck or ladders necessary
- No need for the added expense of hiring an outside contractor
- Maximum tool length of 15'

## Pulse-Start Metal Halide Lamps

With Pulse-Start Metal Halide lamps, you can enjoy the white light of Metal Halide, along with the energy efficiency and lumen maintenance of High Pressure Sodium.

Consider the benefits:

- Longer lamp life (up to 30,000 hours)
- More lumens per watt
- Better lumen maintenance for more light output over time
- Improved color stability and less color shift
- Faster warm-up



## PULSE-START CASE STUDY

### COMPARE

| Feature          | Standard M.H. | Pulse-Start Metal Halide | H.P.S.  |
|------------------|---------------|--------------------------|---------|
| Color            | White         | Whiter                   | Yellow  |
| Efficacy (L/W)   | 60-85         | 90-110                   | 100-125 |
| Lumen Maint.     | 65%           | 80-85%                   | 90%     |
| Lamps            | 175-1000      | 35-750                   | 35-1000 |
| Lamp Life (kHrs) | 6-16          | 15-30                    | 24+     |

400 CWA (Standard M.H.)    320 Super CWA (Pulse-Start)

|  |           |           |
|--|-----------|-----------|
| System Watts Per Fixture                     | 458 Watts | 365 Watts |
| Mean Lumens                                  | 28,800    | 26,400    |
| Fixtures                                     | 20        | 20        |
| Power Cost Per Fixt. Per Yr. @ 8¢ (4000 Hrs) | \$146.00  | \$116.00  |

**Total Savings = \$30 X 20 = \$600 Per Year, Forever!**

| Luminaire Prefix               | Lamp Distribution  | Wattage                                | Light Source   | Lens   | Line Voltage <sup>2</sup>   | Luminaire Finish  | Options   |
|--------------------------------|--|--|--|--|---|---|---|
| CT2H – Small (Horizontal lamp) | A – Asymmetrical<br>3 – Type III<br>FT – Forward Throw<br>5 – Type V | 100<br>150<br>175<br>250<br>320<br>400 | PSMH – Pulse-Start Metal Halide<br>320 Watt<br>SMH – Super Metal Halide<br>175, 250 Watt<br>SMHR – Super Metal Halide<br>Reduced Envelope 400 Watt<br>MH – Metal Halide<br>175, 250 Watt<br>MHR – Metal Halide<br>Reduced Envelope 400 Watt<br>HPS – High Pressure Sodium<br>100, 150, 250, 400 Watt | F – Flat Clear<br>Tempered<br>Glass          | 480 V<br>MT – Multi-Tap <sup>3</sup><br>TT – Tri-Tap <sup>4</sup> | BRZ – Bronze<br>BLK – Black<br>PLP – Platinum<br>Plus<br>BUF – Buff<br>WHT – White<br>GRN – Green<br>GPT – Graphite | 6BK – 6" Bracket<br>(CTL and CTM) <sup>5</sup><br>PCR – Photoelectric Control<br>Receptacle <sup>6</sup><br>TE – Tool-less Entry <sup>7</sup><br>GR – Ground Re-Lamp<br>(includes tool-less entry) <sup>8</sup><br>LL – Less Lamp |
| CT2V – Small (Vertical lamp)   | FP – Forward<br>Perimeter<br>5 – Type V                              | 150<br>175<br>250<br>320<br>400        | PSMV – Pulse-Start Metal Halide<br>175, 250, 320 Watt<br>SMVR – Super Metal Halide<br>Reduced Envelope 400 Watt<br>MH – Metal Halide<br>175, 250 Watt<br>MHR – Metal Halide<br>Reduced Envelope 400 Watt<br>HPS – High Pressure Sodium<br>150 Watt   | CT – Contoured<br>Clear<br>Tempered<br>Glass |   |   |   |
| CTM – Medium (Horizontal lamp) | A – Asymmetrical<br>3 – Type III<br>FT – Forward Throw<br>5 – Type V | 250<br>320<br>400                      | PSMH – Pulse-Start Metal Halide<br>320 Watt<br>SMH – Super Metal Halide<br>250, 400 Watt<br>MH – Metal Halide<br>250, 400 Watt<br>HPS – High Pressure Sodium<br>250, 400 Watt  | F – Flat Clear<br>Tempered<br>Glass          |   |   |   |
| CTL – Large (Horizontal lamp)  | A – Asymmetrical<br>3 – Type III<br>FT – Forward Throw <sup>1</sup>  | 1000                                   | MH – Metal Halide<br>1000 Watt<br>HPS – High Pressure Sodium<br>1000 Watt  |  |   |   |   |

**Example of Typical Order**

**CT2H 3 400 SMHR F MT BRZ**



Listed for wet locations.

- 1) CTL-FT – Forward Throw reflectors are field-rotatable.
- 2) For international voltages, consult factory.
- 3) MT – Multi-Tap is shipped standard unless otherwise specified. Multi-Tap consists of 120V, 208V, 240V and 277V. Multi-Tap is pre-wired for 277V. Alternate voltages will require field re-wiring.
- 4) Tri-Tap is shipped standard for C-UL applications. Tri-Tap consists of 120V, 277V, and 347V. Tri-Tap is pre-wired for 347V. Alternate voltages will require field re-wiring.
- 5) A 6" bracket can only be ordered with single and D180° configurations on CTL and CTM.
- 6) PCR factory installed and pre-wired for 277V. Alternate voltages will require field re-wiring.
- 7) Tool-less Entry option available on CT2V and CT2H.
- 8) Ground re-lamp option available on CT2V only. Maximum length 15 ft. See below for Ground Lamp Changer.

**LUMINAIRE EPA CHART**

Includes Bracket.

|                                     | Single | D90° | D180° | T90° | TN120° | Q90° | Parallel |
|-------------------------------------|--------|------|-------|------|--------|------|----------|
| Small Citation (CT2V) 6" Bracket    | 1.5    | 2.4  | 3.0   | 3.9  | 3.9    | 4.7  | 2.4      |
| Small Citation (CT2H) 6" Bracket    | 1.4    | 2.2  | 2.8   | 3.6  | 3.6    | 4.4  | 2.2      |
| Medium Citation (CTM) 8" Bracket    | 2.2    | 3.9  | 4.0   | 6.1  | 6.2    | 7.8  | 3.9      |
| Large Citation II (CTL) 12" Bracket | 3.2    | 5.1  | 6.4   | 8.3  | 8.5    | 10.2 | 5.1      |

House side shield adds to fixture EPA. Consult factory.

**ACCESSORY ORDERING INFORMATION**

| Description                  | Order Number |
|------------------------------|--------------|
| PC120V – Photocell           | 122514       |
| PC208V – Photocell           | 122515       |
| PC240V – Photocell           | 122516       |
| PC277V – Photocell           | 122517       |
| PC480V – Photocell           | 122518       |
| FK120V – Single Fusing       | FK120V       |
| FK277V – Single Fusing       | FK277V       |
| DFK208, 240V – Double Fusing | DFK208, 240V |
| DFK480V – Double Fusing      | DFK480V      |
| FK347V – Single Fusing       | FK347V       |

| Description                     | Order Number           |
|---------------------------------|------------------------|
| CT2V HSS – House Side Shield    | 122519BLK <sup>*</sup> |
| CT2H HSS – House Side Shield    | 122519BLK <sup>*</sup> |
| CTM HSS – House Side Shield     | 122520BLK <sup>*</sup> |
| CTL HSS – House Side Shield     | 122521BLK <sup>*</sup> |
| CT2H PLS – Polycarbonate Shield | 168702                 |
| CTM PLS – Polycarbonate Shield  | 122523                 |
| CTL PLS – Polycarbonate Shield  | 122524                 |
| RPP2 – Round Pole Plate         | 162914BLK <sup>*</sup> |
| BKS-BO-WM-*CLR Wall-Mount Plate | 123111CLR              |
| Ground Lamp Changer             | 132678A <sup>††</sup>  |

<sup>\*</sup>Black only.

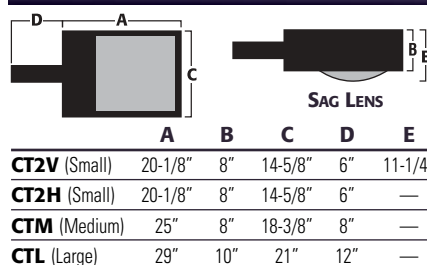
<sup>††</sup>For use with 250, 320, standard and 400 watt Reduced Envelope

**LUMINAIRE FINISHES**

Each Citation fixture is finished with DuraGrip®, LSI's baked-on, polyester-powder coat finishing process. LSI's DuraGrip finish withstands weather changes without cracking or peeling, and is guaranteed for 5 full years.



**DIMENSIONS**



**BRACKET - 2-BOLT PATTERN**  
**Note:** A six-inch bolt-on bracket is shipped standard with a small Citation. An eight-inch bolt-on bracket is shipped standard with a medium Citation. A twelve-inch bolt-on bracket is shipped standard with a large Citation, unless otherwise noted.

